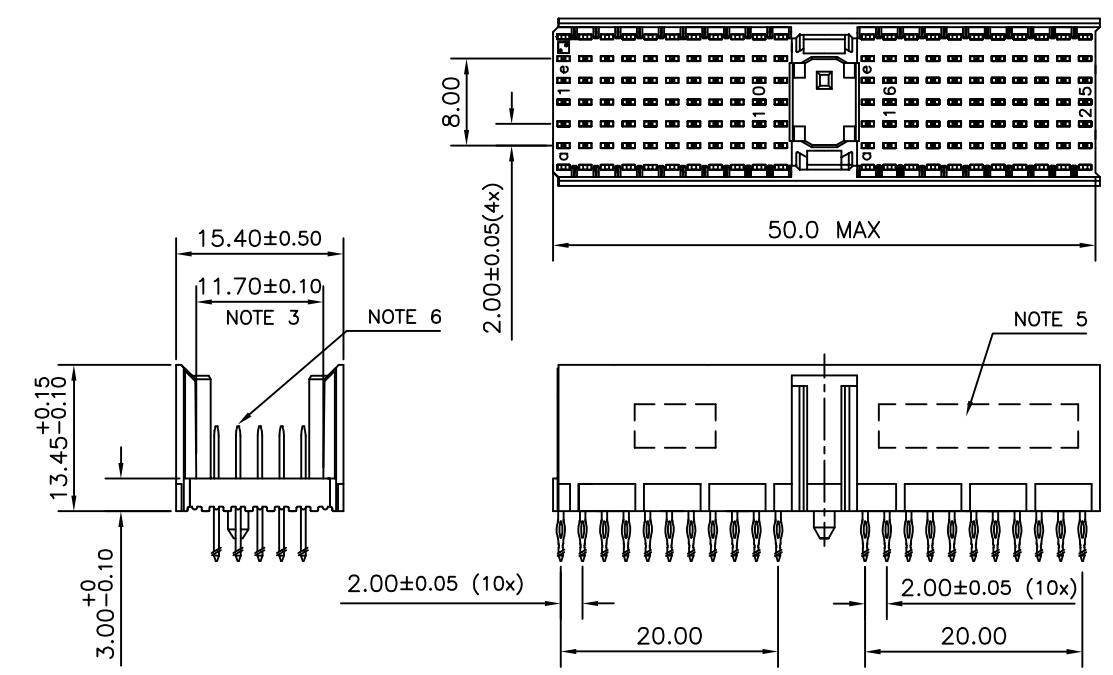


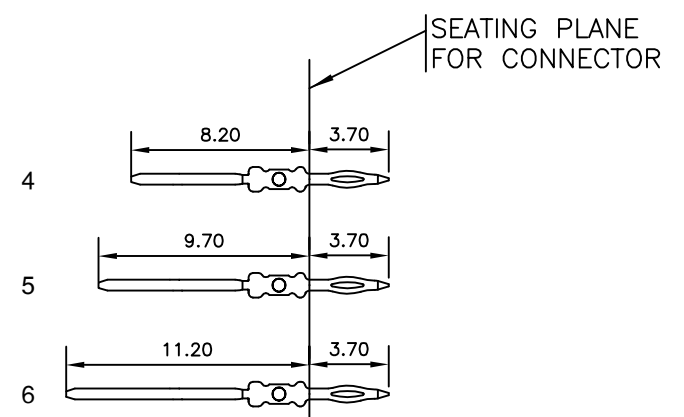
LOADING PATTERN MATING SIDE

f	0	0	0	0	0	0	0	0	0	0	0	0	0	0	0	0	0	0	0	0
e	6	6	6	6	6	6	4	4	4	4	4	4	4	4	6	6	6	6	6	6
d	4	4	4	4	4	4	4	4	4	4	4	4	4	4	4	4	4	4	4	4
c	4	4	4	4	4	4	4	4	4	4	4	4	4	4	4	4	4	4	4	4
b	5	5	5	5	5	5	4	4	4	4	4	4	4	5	5	5	5	5	5	5
a	4	4	4	4	4	4	4	4	4	4	4	4	4	4	4	4	4	4	4	4
z	0	0	0	0	0	0	0	0	0	0	0	0	0	0	0	0	0	0	0	0
P	0	0	0	0	0	0	0	0	0	0	0	0	0	0	0	0	0	0	0	0
O	1	5	0	5	0	1	0	5	1	0	2	0	5	1	0	2	0	5	1	0
S	1	5	0	5	0	1	0	5	1	0	2	0	5	1	0	2	0	5	1	0

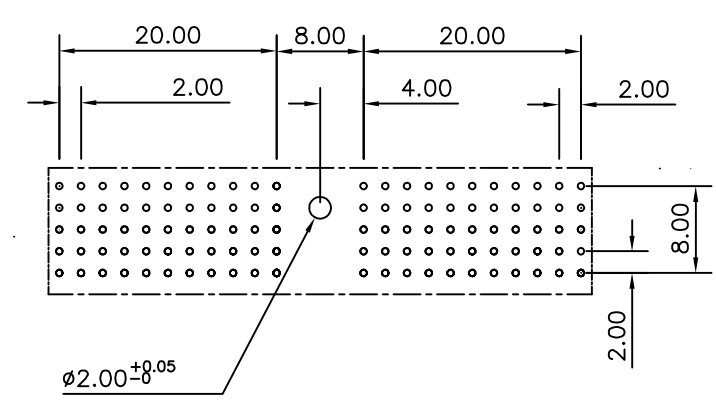
LOADED CONNECTOR ASSEMBLY (FOR EXAMPLE)



CONTACT OVERVIEW



LAY-OUT P.C.B.-HOLE



HM2P07PDG3G0 **LEAD FREE INDICATOR : LF = LEAD FREE (DIGIT 15 & 16)**
PLATING CODE (DIGIT 13 AND 14)
 (REF DRW NO. BS, C , 201844 , 003)

- NOTES**
- THIS PRODUCT IS CSA APPROVED.
 - THIS PRODUCT IS UL RECOGNIZED.
 - MEASURED AT THE BOTTOM.
 - MATERIAL CONTACT: PHOSPHORBRONZE
HOUSING: CREAM WHITE GLASS FILLED POLYESTER UL-94V0
 - CONNECTOR PRINTED WITH P/N AND DATE CODE.
 - FOR ACTUAL CONTACT LOADINGS, SEE LOADING PATTERN MATING SIDE.
 - SHAPE OF CONNECTOR HOUSING CAN ALTER DEPENDING ON PRODUCTION LOCATION
 - THE PRODUCT (LF) MEETS EUROPEAN UNION DIRECTIVES AND OTHER COUNTRY REGULATIONS AS DESCRIBED IN GS-22-008
 - FOR RECOMMENDED PTH DIMENSIONS REFER DRAWING : BS, A , 201572 , 001
- CATALOG NO: HM2P07PDG3G0----

mat'l. code SEE NOTE 4		surface ISO 1302	tolerance ISO 406 ISO 1101	projection	product family MILLIPACS
ltr	ecn no	dr	date	tolerances unless otherwise specified	title
A	105-0084	MINI	2005-06-02	angles linear .0±0.2	MPACS 5+2R STR HDR PF CONN TYPE A
B	106-0099	MINI	2006-07-13	0°±1° linear .00±0.1	
		dr	MINI K VANDANATH	2005-06-02	dwg no
		enr	BIJU K PAUL	2005-06-02	sheet 1 of 1
		chr	BIJU K PAUL	2006-07-13	size
		appd	BIJU K PAUL	2006-07-13	A3
sheet index	revision sheet	B	1		type Product Customer Drawing

FCI
 FCconnect.com
 Copyright FCI