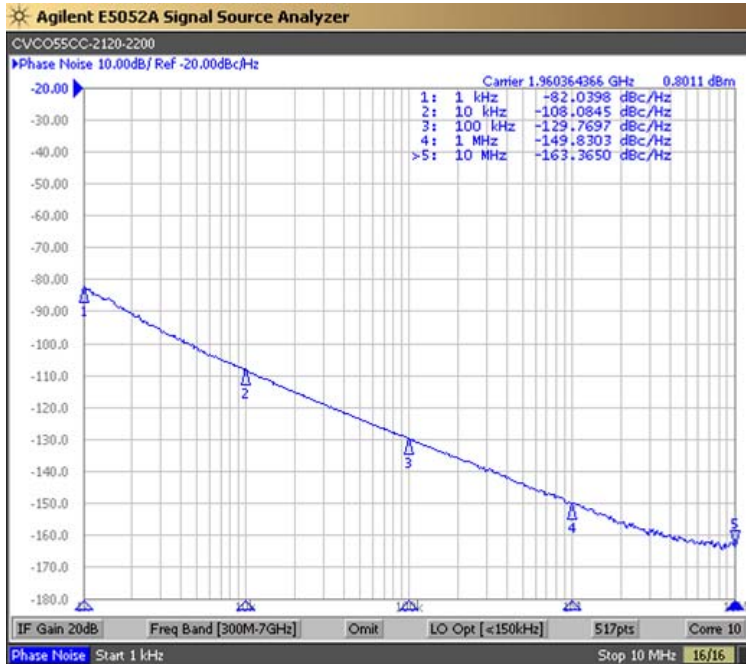


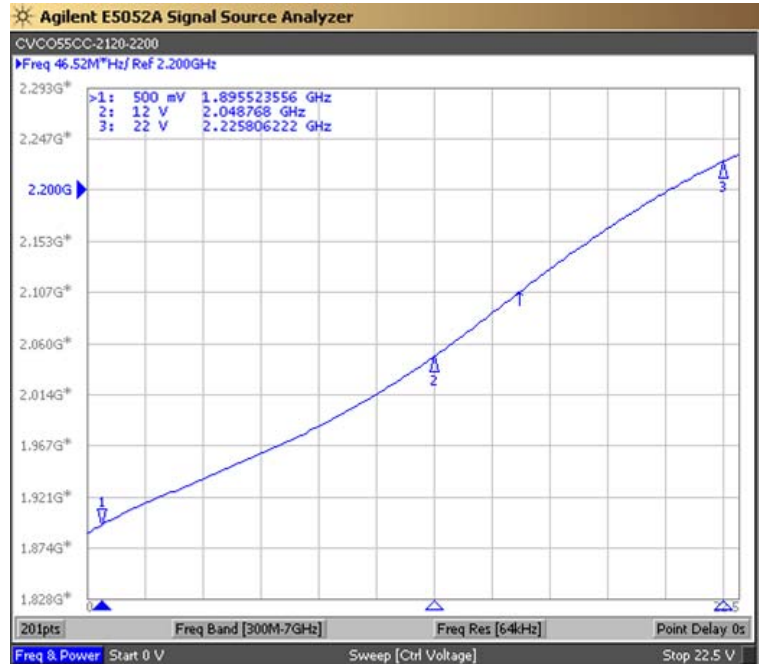


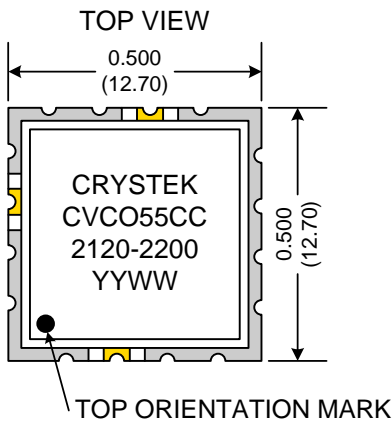
PERFORMANCE SPECIFICATION	MIN	TYP	MAX	UNITS
Lower Frequency:			2120	MHz
Upper Frequency:	2200			MHz
Tuning Voltage:	0.5		22.0	VDC
Supply Voltage:	7.6	8.0	8.4	VDC
Output Power:	-2.0	+1.0	+4.0	dBm
Supply Current:		25	35	mA
Harmonic Suppression (2 nd Harmonic):		-12	-7	dBc
Pushing:		1.5	3.0	MHz/V
Pulling, all Phases:		0.5	1.0	MHz pk-pk
Tuning Sensitivity:		20		MHz/V
Phase Noise @ 10kHz offset:		-110	-104	dBc/Hz
Phase Noise @ 100kHz offset:		-129	-123	dBc/Hz
Load Impedance:		50		Ω
Input Capacitance:			22	pF
Operating Temperature Range:	-40		+85	$^{\circ}\text{C}$
Storage Temperature Range:	-45		+90	$^{\circ}\text{C}$

Phase Noise (1 Hz BW, Typical)



Tuning Curve (Typical)





Pad	Connection
2	Vt
10	RF-OUTPUT
14	Vcc
Others	GROUND

- Unless otherwise specified, Dimensions are in: $\frac{IN}{(mm)}$
- Pad Location Dimensions are in: Inches

TAPE AND REEL



Drawing not to scale

Product Control:

Crystek Part Number:	CVCO55CC-2120-2200	Release Date:	19-Jun-12
Revision Level:	B	Responsible:	C. Vales

Specification is subject to change without notice

Page 2 of 2