

SUMMARY



Image is for illustrative purpose only

Wires

Low	4
High	0
Coax	0
Triax	0
Quad	0
Fiber	0
Fluidic	0

Download

[Request a quote](#)

[Catalog](#)

Series	4B
Termination type	Female solder
IP rating	50
Cable Ø	0.00 - 0.00 mm
Matching parts	FGG.4B.304.CLAD13
Status	
Alternative part	

TECHNICAL DETAILS

Mechanics

Shell Style/Model	EG*: Fixed receptacle, nut fixing
Keying	1 key (alpha=0, plug: male contacts, receptacle: female contacts)
Housing Material	Brass (chrome plated) shell and collet nut, nickel plated brass latch sleeve and mid pieces
Cable Fixing	∅ 0 - 0 mm
Variant	

Performance

Configuration	4B.304 : 4 Low Voltage
Insulator	L: PEEK (UL 94 / V-0/3.2, depends on material thickness)
Rated Current	30 Amps

Specifications

Contact Type: Solder
Max. Matings: 5000
Contact Dia.: 3 mm (0.118in)
Bucket Dia.: 2.7 mm (0.106in)
Max. Solid Conductor: 4 mm ² (AWG 10)
Max. Stranded Conductor: 4 mm ² (AWG 12)

R (max): 3.1 mOhm
 Vtest (contact-shell): 1500 V (AC), 2120 V (DC)
 Vtest (contact-contact): 2100 V (AC), 2970 V (DC)

Others

Temp (min / max): -55°C / +250°C
 Humidity (max): <=95% [at 60 deg C / 140 F]
 Vibration: 15 g [10 Hz - 2000 Hz]
 Shock Resistance: 100 g [6 ms]
 Salt Spray Corrosion: >1000 hr
 Climatological Category: 50/175/21
 Shielding (min): 75 dB (10 MHz)
 Shielding (min): 40 dB (1 GHz)
 IP Rating: 50

DRAWINGS

Draws



Dimensions

































	A	B	E	L	M	N	S1	S3	e
mm.	28	34	12	35.7	2.5	34.1	23.5	30	M25x1.0
in.	1,10	1,34	0,47	1,41	0,10	1,34	0,93	1,18	

RECOMMENDED BY LEMO

Tools

None

Cables

CMN.04.T14.083PGCE	PVC	GREY	
CMN.04.T14.083PGZE		Grey	
CMN.04.T14.083PNCE	PVC	Black	
CMN.04.T14.083PNZE			
CMN.04.T20.053PGCE	PVC	GREY	
CMN.04.T20.053PGZE		Grey	
CMN.04.T20.053PNCE	PVC	Black	
CMN.04.T20.053PNZE			
CMN.04.T20.053QGZE	TPR (medical)	Grey	
CMN.04.T22.047PGCE	PVC	GREY	
CMN.04.T22.047PGZE		Grey	
CMN.04.T22.047PNCE	PVC	Black	
CMN.04.T22.047PNZE			
CMN.04.T22.047QGC	TPR	Grey	
CMN.04.T22.048QGZE	TPR (medical)	Grey	
CMN.04.T28.031PGCE	PVC	GREY	
CMN.04.T28.031PGZE		Grey	
CMN.04.T28.031PNCE	PVC	Black	
CMN.04.T28.031PNZE			
CMN.04.T28.031QGC	TPR	Grey	
004 041	PVC	Grey	
004 050	PVC	Black	
004 080	PVC	Grey	
004 220	PVC	Black	
004 221	PVC	Black	
004 260	PTFE	White	
004 280	PVC	Black	
040 080	PVC	Black	
040 086	PVC	Blue	
040 140	PVC	Black	
040 240	PTFE	White	
040 260	PVC	Black	
080 080	PVC	Grey	
080 082	PVC	Red	
080 084	PVC	Black	
104 200	PVC	Black	
140 240	PVC	Black	
140 250	PVC	Grey	
240 500	PVC	Grey	
240 750	PVC	Grey	

340 150	PVC	Grey	
417 920	PVC	Grey	
CTR.75.030.121870G	PVC	Grey	