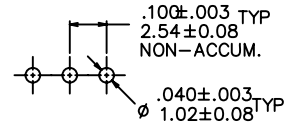
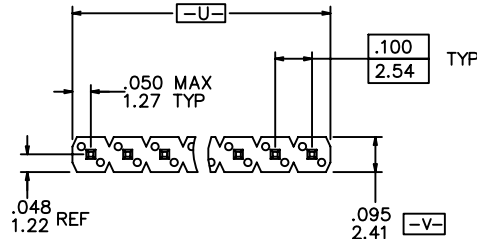


PRODUCT NUMBER

XXXXX-YYYHTLF

- LEAD FREE OPTION  
SEE NOTE 1,11
- TUBE PACKAGING OPTION  
SEE NOTE 1
- HIGH TEMPERATURE PLASTIC  
SEE NOTE 1
- NO. OF POSITIONS  
SEE NOTE 1
- PIN PLATING  
SEE SHEET 2
- BASE PART NO.

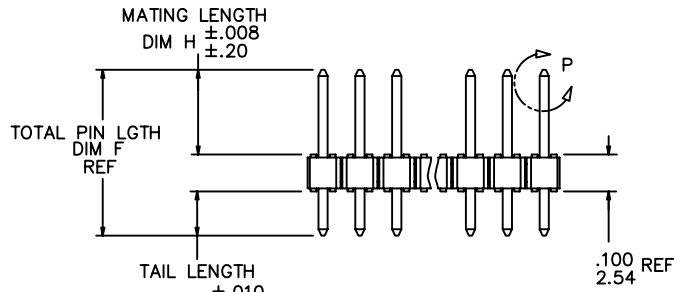


RECOMMENDED HOLE PATTERN

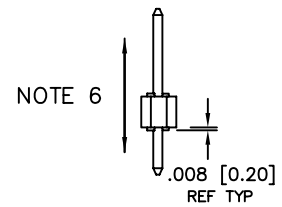
PRODUCT NUMBER

69190-XXXXXHALF

- LEAD FREE OPTION  
SEE NOTE 1,11
- PACKAGING OPTION  
SEE NOTE 1
- HIGH TEMPERATURE PLASTIC  
SEE NOTE 1
- INDICATE DIFFERENT MATING LENGTH  
AND TAIL LENGTH
- NO. OF POSITIONS  
SEE NOTE 1
- PIN PLATING  
SEE SHEET 2
- BASE PART NO.



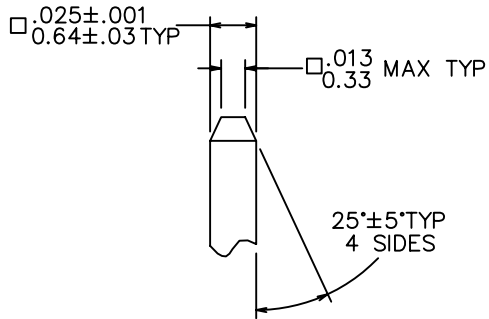
SIDE VIEW



END VIEW

⊕ ∅ .020/.51 (M) U (M) V (S)

NOTE 4



DETAIL P  
TYP BOTH ENDS

mat'l. code		surface		tolerance		projection		product family	
NOTES 2 & 3		ISO 1302 ✓		ISO 406 ISO 1101		INCH/MM		BERGSTIK	
ltr	ecn	nldr	date	tolerances unless otherwise specified		scale 1:1		title	
AM	ELX-N-13674	DCS	2012-12-12	angles	linear			BERGSTIK® II HEADER	
AN	ELX-N-16105	ZK	2013-10-22					.100/2.54 SR SELF-RET	
AP	ELX-N-19414	HJ	2014-11-13	0°±2'				dwg no	
				dr	D. WHITING	4/19/93		sheet 1 of 4	
AJ	M06-0346	MHT	9/04/06	engr	T.HANNA	4/19/93		size	
AK	M08-0291	MHT	10/06/08	chr	T. BREWBAKER	4/19/93		A3	
AL	N11-0118	J.Z	2011-04-11	appd	T.HANNA	4/19/93		type	
sheet	revision	AP						Product Customer Drawing	
index	sheet	1-4							



FCIconnect.com

Copyright FCI

PIN PLATING CODES:

XXXX-1YY	30u"/0.76u MIN (SEE NOTE 12) OVER 50u"/1.27u MIN Ni
XXXX-2YY	15u"/0.38u MIN (SEE NOTE 12) OVER 50u"/1.27u MIN Ni
XXXX-3YY	50u"/1.27u MIN (SEE NOTE 12) OVER 50u"/1.27u MIN Ni
XXXX-4YY	100u"/2.54u MIN Sn OVER 50u"/1.27u MIN Ni (SEE NOTE 13)
XXXX-4YYHLF	
XXXX-5YY	15u"/0.38u MIN (SEE NOTE 12) OVER 50u"/1.27u MIN Ni
XXXX-6YY	30u"/0.76u MIN (SEE NOTE 12) OVER 50u"/1.27u MIN Ni
XXXX-7YY	30u"/0.76u MIN (SEE NOTE 12) OVER 50u"/1.27u MIN Ni
XXXX-8YY	15u"/0.38u MIN (SEE NOTE 12) OVER 50u"/1.27u MIN Ni
XXXX-9YY	15u"/0.38u MIN (SEE NOTE 12) OVER 50u"/1.27u MIN Ni
XXXX-0YY	30u"/0.76u MIN (SEE NOTE 12) OVER 50u"/1.27u MIN Ni

NOTES

1. PART NUMBER OPTIONS:

PIN PLATING CODES (SEE ABOVE)

HIGH TEMP. MATERIAL:

FOR HIGH-TEMPERATURE APPLICATIONS, SPECIFY AN "H" AT THE END OF THE PART NUMBER, AND PCT WILL BE SUPPLIED.

NUMBER OF POSITION:

ANY NUMBER OF POSITIONS FROM 2 THRU 36.

PACKAGING:

PACKAGED IN POLY BAGS.

EIGHT DIGIT PART NUMBERS FOLLOWED BY A "T" ARE PACKAGED IN TUBES. SEE SPECIFIC PART NUMBERS FOR AVAILABILITY.

EIGHT DIGIT PART NUMBERS FOLLOWED BY A "A" ARE PACKAGED IN TAPE AND REEL WITH PICKUP CAPS.

LEAD FREE:

ADD "HLF" SUFFIX AT THE END OF PART NUMBER FOR LEAD FREE OPTION, NOT AVAILABLE FOR -5YY,-5YYH,-6YY & -6YYH.

2. BODY MATERIAL:

MANUFACTURER'S OPTION OF NYLON OR PCT, GLASS FIBER REINFORCED, FLAME RETARDENT PER UL-94V-0.

COLOR: BLACK. OR MINERAL FILLED LCP, COLOR BLACK FLAME RETARDENT PER UL-94V-0.

PART NUMBERS WITH "H" SUFFIX WILL WITHSTAND EXPOSURE TO 260° PEAK TEMPERATURE FOR 20 SECONDS IN WAVE SOLDER, INFRA-RED OR VAPOR PHASE SOLDER PROCESS.

PART NUMBERS WITHOUT "H" SUFFIX WILL WITHSTAND EXPOSURE TO 260° PEAK TEMPERATURE FOR WAVE SOLDER PROCESS.

3. PIN MATERIAL: PHOS-BRONZE.

4. MEASURED WITH PART IN RESTRAINED CONDITION.

5. TWO SIDES OF PIN TIPS NOT PLATED. TYPICAL BOTH ENDS.

6. 2LBS/0.9KG MIN PIN RETENTION IN EITHER DIRECTION.

7. ±.010/0.25 TOL APPLIES TO ALL 'G' TAILS EXCEPT INDICATED PARTS ON TABLE WHERE +.010/0.25 -.000/0.00 APPLIES.

8. DETAIL N DIMENSIONS APPLY TO 2 POSITION PARTS ONLY

9. SECTION R-R DIMENSIONS ONLY APPLY TO RETENTION. PIN POSITIONS FOR 3 POSITION PARTS AND LARGER. RETENTION PIN POSITIONS LOCATED AT MANUFACTURER'S OPTION.

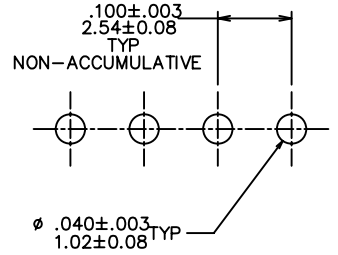
10. 5LB/2.3KG MAX INSERTION FORCE AND .25LB/.1KG MIN RETENTION FORCE PER RETENTIVE PIN USING .062/1.57 THICK CIRCUIT BOARDS AND RECOMMENDED HOLE PATTERN.

11. THESE PRODUCTS MEETS EUROPEAN UNION DIRECTIVES AND OTHER COUNTRY REGULATION AS DESCRIBED IN GS-22-008.

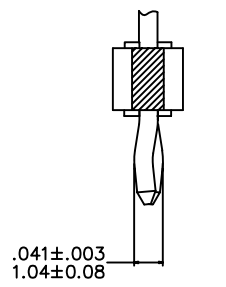
12. PLATING OPTIONS:  
PERFORMANCE PLATING WILL BE EITHER GOLD OR GXT ON POST OR TAIL, OPTIONALLY (78~295u"/2~7.5u) TIN ON TAIL.

13."THIS PRODUCT HAS 100% TIN PLATING IN THE INTERFACE AND HAS NOT BEEN TESTED FOR WHISKER GROWTH IN ALL INTERCONNECT ENVIRONMENTS."

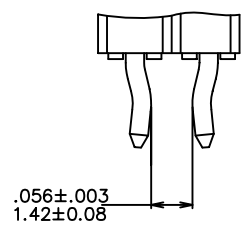
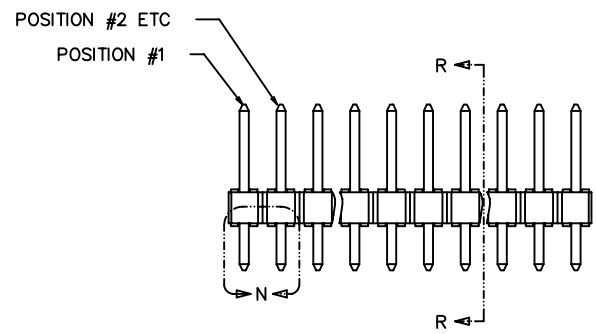
mat'l. code		surface ISO 1302 ✓ ISO 406 ISO 1101		tolerance tolerances unless otherwise specified		projection 		product family BERGSTIK	
ltr	ecn	no	dr	date	angles	linear	INCH/MM		title
AP							scale 1:1		BERGSTIK II HEADER .100/2.54 SR SELF-RET
					0±2°				dwg no
					dr	D. WHITING	4/19/93		sheet 2 of 4
					enr	T.HANNA	4/19/93		size
					chr	T. BREWBAKER	4/19/93		A3
					app	T.HANNA	4/19/93		type
sheet index		revision sheet						Product Customer Drawing	



RECOMMENDED HOLE PATTERN



SECTION R-R  
NOTE 9



TWO POSITION  
DETAIL N  
NOTE 8



FCIconnect.com

Copyright FCI

mat'l. code		surface ISO 1302 ✓		tolerance ISO 406 ISO 1101		projection INCH/MM		product family BERGSTIK	
ltr	ecn	no	dr	date		tolerances unless otherwise specified		title	
AP						angles	linear	BERGSTIK II HEADER .100/2.54 SR SELF-RET	
						0°±2'		scale 1:1	
						dr	D. WHITING	4/19/93	
						enr	T.HANNA	4/19/93	
						chr	T. BREWBAKER	4/19/93	
						app	T.HANNA	4/19/93	
sheet	revision								
index	sheet								



PRODUCT NUMBER	TOTAL PIN LENGTH		TAIL LENGTH		MATING LENGTH		PACKAGING	NOTE	LF OPTION
	DIM F	DIM F	DIM G	DIM G	DIM H	DIM H			
	ENGLISH	METRIC	ENGLISH	METRIC	ENGLISH	METRIC			
69190-XYX	0.450	11.43	0.120	3.05	0.230	5.84	POLY BAGS/TUBES	-	NOTE 1,11 ↑ OB ↓
<del>72348-XYXH</del>	<del>0.515</del>	<del>13.08</del>	<del>0.120</del>	<del>3.05</del>	<del>0.295</del>	<del>7.49</del>	<del>POLY BAGS</del>	<del>-</del>	
78229-XYX	0.538	13.67	0.120	3.05	0.318	8.08	POLY BAGS/TUBES	-	
78250-XYX	U N A V A I L A B L E							-	
<del>78538-XYX</del>	<del>0.620</del>	<del>15.75</del>	<del>0.120</del>	<del>3.05</del>	<del>0.400</del>	<del>10.16</del>	<del>POLY BAGS</del>	<del>-</del>	
<del>78594-XYX</del>	<del>0.760</del>	<del>19.30</del>	<del>0.120</del>	<del>3.05</del>	<del>0.540</del>	<del>13.72</del>	<del>POLY BAGS</del>	<del>-</del>	
A 79429-XYX	0.695	17.65	0.120	3.05	0.475	12.07	POLY BAGS	-	
<del>79978-XYX</del>	<del>0.450</del>	<del>11.43</del>	<del>0.120</del>	<del>3.05</del>	<del>0.230</del>	<del>5.84</del>	<del>POLY BAGS/TUBES</del>	<del>7</del>	
<del>86505-XYX</del>	<del>0.440</del>	<del>11.18</del>	<del>0.120</del>	<del>3.05</del>	<del>0.220</del>	<del>5.59</del>	<del>POLY BAGS</del>	<del>-</del>	
<del>87036-XYX</del>	<del>0.830</del>	<del>21.08</del>	<del>0.120</del>	<del>3.05</del>	<del>0.610</del>	<del>15.49</del>	<del>POLY BAGS</del>	<del>-</del>	
<del>87068-XYX</del>	<del>0.530</del>	<del>13.46</del>	<del>0.115</del>	<del>2.92</del>	<del>0.315</del>	<del>8.00</del>	<del>POLY BAGS</del>	<del>-</del>	
<del>87280-XYX</del>	<del>1.000</del>	<del>25.40</del>	<del>0.120</del>	<del>3.05</del>	<del>0.780</del>	<del>19.81</del>	<del>POLY BAGS</del>	<del>-</del>	
87452-XYX	0.840	21.34	0.120	3.05	0.620	15.75	POLY BAGS	-	
<del>87453-XYX</del>	<del>0.990</del>	<del>25.15</del>	<del>0.120</del>	<del>3.05</del>	<del>0.770</del>	<del>19.56</del>	<del>POLY BAGS</del>	<del>-</del>	
<del>87918-XYX</del>	<del>0.730</del>	<del>18.54</del>	<del>0.120</del>	<del>3.05</del>	<del>0.510</del>	<del>12.95</del>	<del>POLY BAGS</del>	<del>-</del>	
<del>90603-XYX</del>	<del>0.430</del>	<del>10.92</del>	<del>0.100</del>	<del>2.54</del>	<del>0.230</del>	<del>5.84</del>	<del>POLY BAGS</del>	<del>-</del>	
B 90610-XYX	0.927	23.55	0.100	2.54	0.727	18.47	POLY BAGS	-	
<del>94549-XYXH</del>	<del>0.415</del>	<del>10.54</del>	<del>0.085</del>	<del>2.16</del>	<del>0.230</del>	<del>5.84</del>	<del>POLY BAGS</del>	<del>-</del>	
69190-XYX001HLF	0.425	10.80	0.095	2.41	0.230	5.84	POLY BAGS	-	
69190-XYX002HLF	0.378	9.59	0.120	3.05	0.157	4.00	POLY BAGS/TUBES	-	



FCIconnect.com

Copyright FCI

mat'l. code		surface	tolerance	projection	product family
ISO 1302		ISO 406	ISO 1101		BERGSTIK
tolerances unless otherwise specified		linear		INCH/MM	title
0±2'		.XX±.01/.XX±.03		scale 1:1	BERGSTIK II HEADER
		.XXX±.005/.XXX±.013			.100/2.54 SR SELF-RET
		.XXX±.0020/.XXX±.0051			dwg no
dr		D. WHITING	4/19/93		sheet 4 of 4
enr		T.HANNA	4/19/93		69190
chr		T. BREWBAKER	4/19/93		A3
app		T.HANNA	4/19/93		type Product Customer Drawing
sheet index	revision sheet				